

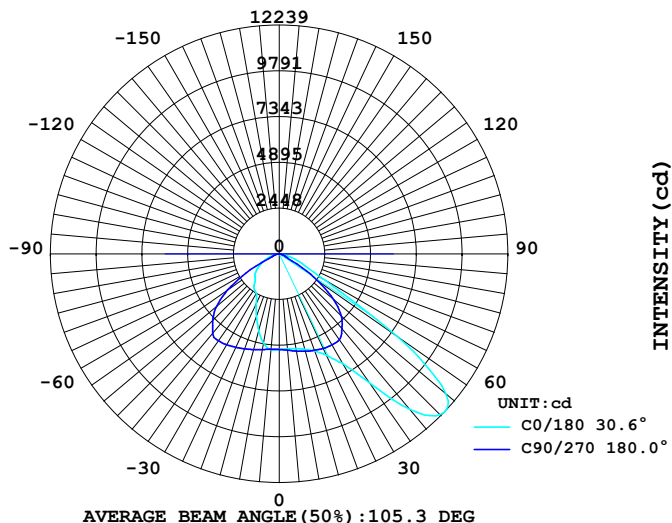
# LUMINAIRE PHOTOMETRIC TEST REPORT

Report number:

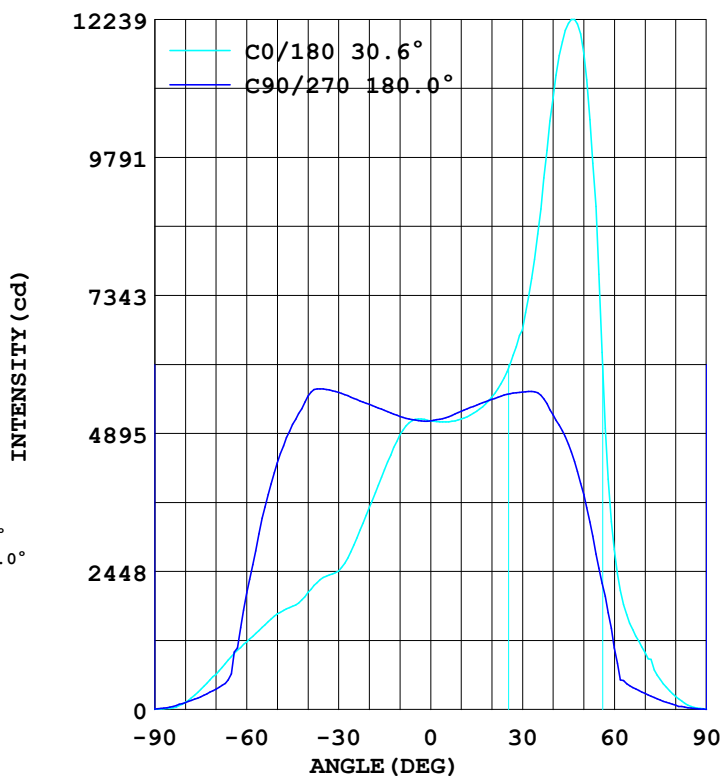
MANUFACTURER: ILUMEN GMBH	Address:	
NAME: Klose	TYPE: IL-FL19-N12040-P45	WEIGHT:
SPECIFICATION: 2835LED、4000K、P45DEG	DIMENSION:	SERIAL No.:

DATA OF LAMP		Imax(cd)	12344	S/MH (C0/180)	0.83
MODEL		EFFICIENCY (%)	100.0	S/MH (C90/270)	1.63
NOMINAL POWER(W)	120	TOTAL FLUX(lm)	16759	Voltage(V)	230.3
RATED VOLTAGE (V)	230	EFFICIENCY (lm/W)	139.7	Current(A)	0.528
NOMINAL FLUX(lm)	16759.0	$\eta$ up (%)	0.0	Power(W)	119.9
LAMPS QUANTITY	1	$\eta$ down (%)	100.0	Power Factor (PF)	0.987
TEST VOLTAGE (V)	230.4	Effective Flux(lm)	16759.0	EEI	0.107

LUMINOUS INTENSITY DISTRIBUTION



LUMINOUS INTENSITY DISTRIBUTION



Test System:  
Temperature: 25.3 DEG  
Operators:  
Test Date: 2024.11.20

Test Set: 5.0 deg/s C-Gamma (TYPE C)  
Humidity: 65.0%  
Test Distance: 10.000 m  
Remarks:

---

## Color Temperature Data List

Report number:

MANUFACTURER: ILUMEN GMBH	Address:	
NAME: Klose	TYPE: IL-FL19-N12040-P45	WEIGHT:
SPECIFICATION: 2835LED、4000K、P45DEG	DIMENSION:	SERIAL No.:

---

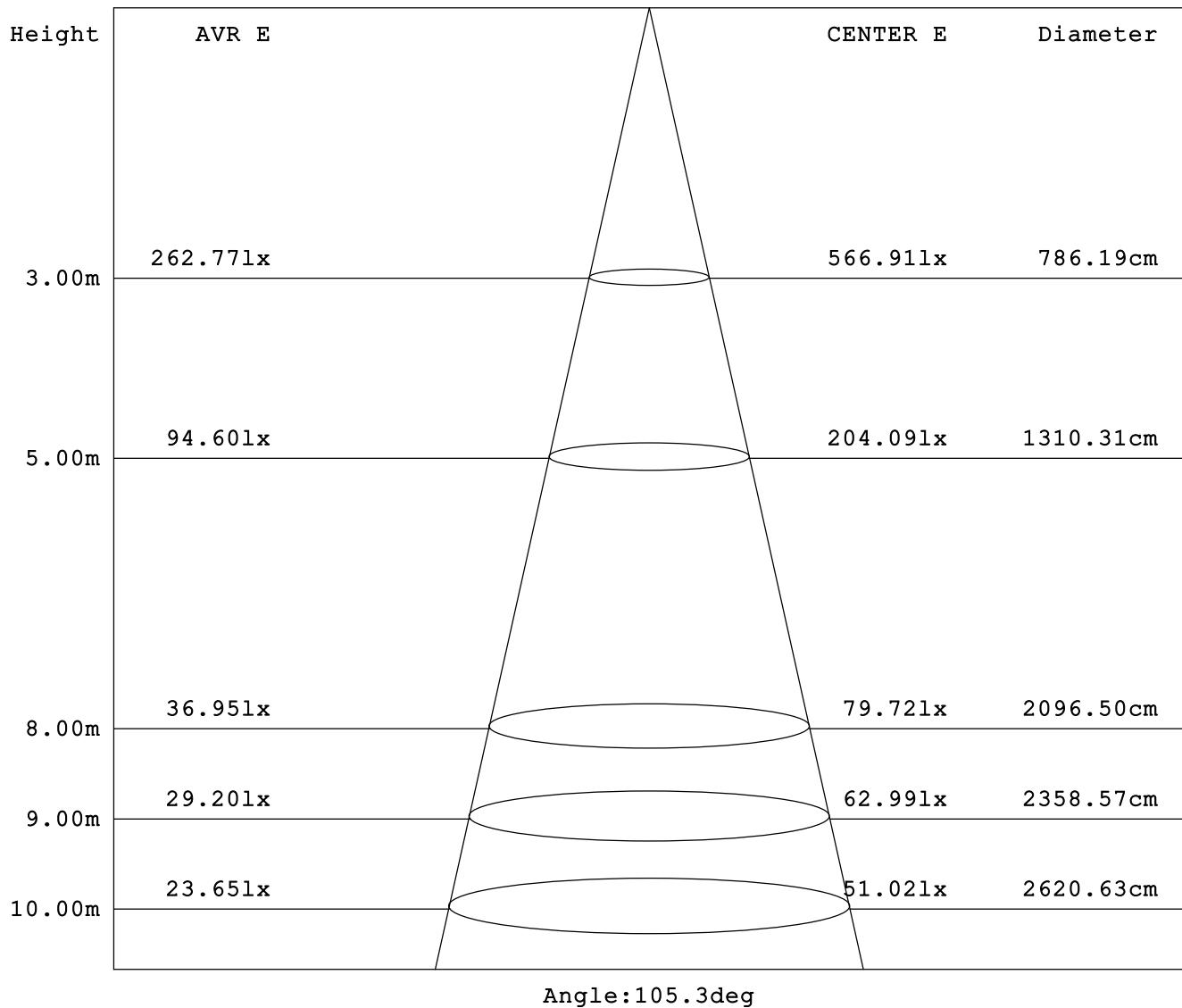
Test System:  
Temperature: 25.3DEG  
Operators:  
Test Date: 2024.11.20

Test Set: 5.0deg/s C-Gamma (TYPE C)  
Humidity: 65.0%  
Test Distance: 10.000 m  
Remarks:

## AVERAGE AND CENTER E Figure

Report number:

MANUFACTURER: ILUMEN GMBH	Address:	
NAME: Klose	TYPE: IL-FL19-N12040-P45	WEIGHT:
SPECIFICATION: 2835LED、4000K、P45DEG	DIMENSION:	SERIAL No.:



Test System:  
Temperature: 25.3DEG  
Operators:  
Test Date: 2024.11.20

Test Set: 5.0deg/s C-Gamma (TYPE C)  
Humidity: 65.0%  
Test Distance: 10.000 m  
Remarks:

## ZONAL FLUX DIAGRAM

Report number:

MANUFACTURER: ILUMEN GMBH	Address:	
NAME: Klose	TYPE: IL-FL19-N12040-P45	WEIGHT:
SPECIFICATION: 2835LED、4000K、P45DEG	DIMENSION:	SERIAL No.:

γ	C0	C45	C90	C135	C180	C225	C270	C315	γ	Zone	total
5.0	514.5	516.6	513.2	510.9	509.9	511.3	517.6	516.9	0- 5	122.6	122.6
10.0	486.5	500.7	519.8	517.2	514.8	518.1	529.0	507.0	5- 10	367.4	490.1
15.0	424.6	450.8	530.5	531.5	528.6	533.1	539.8	477.2	10- 15	602.8	1093
20.0	358.2	387.7	541.0	556.2	553.7	562.6	549.5	425.5	15- 20	820.5	1914
25.0	292.2	322.7	551.6	594.0	598.6	614.0	558.8	363.1	20- 25	1025	2938
30.0	245.7	257.6	562.2	648.8	673.2	700.8	562.9	298.1	25- 30	1233	4171
35.0	234.1	221.1	568.3	726.8	842.9	836.3	561.8	234.6	30- 35	1481	5652
40.0	207.2	198.4	555.5	804.6	1084	1038	522.3	183.1	35- 40	1793	7445
45.0	182.8	162.0	505.2	857.3	1217	1168	470.1	149.6	40- 45	2072	9517
50.0	169.3	140.2	436.6	804.3	1163	1121	381.4	116.3	45- 50	2163	11681
55.0	145.4	123.6	339.0	648.9	771.8	870.9	250.3	91.76	50- 55	1911	13591
60.0	119.9	100.8	206.7	476.2	283.3	503.5	109.3	74.48	55- 60	1332	14924
65.0	94.01	77.78	63.50	324.6	152.8	259.8	42.44	57.16	60- 65	869.8	15793
70.0	62.00	52.74	36.32	162.8	101.1	114.8	28.38	37.93	65- 70	533.2	16327
75.0	35.25	29.04	22.67	35.73	53.23	37.38	16.64	19.17	70- 75	263.0	16590
80.0	12.97	10.97	12.34	17.02	23.08	15.27	7.809	7.261	75- 80	116.7	16706
85.0	2.177	2.020	4.308	5.221	5.368	4.733	2.478	1.700	80- 85	42.75	16749
90.0	0.736	0.496	0.911	1.127	0.622	0.708	0.553	0.509	85- 90	9.828	16759
95.0									90- 95		
100.0									95-100		
105.0									100-105		
110.0									105-110		
115.0									110-115		
120.0									115-120		
125.0									120-125		
130.0									125-130		
135.0									130-135		
140.0									135-140		
145.0									140-145		
150.0									145-150		
155.0									150-155		
160.0									155-160		
165.0									160-165		
170.0									165-170		
175.0									170-175		
180.0									175-180		
DEG	LUMINOUS INTENSITY:×10cd									UNIT:lm	

Test System:  
 Temperature:25.3DEG  
 Operators:  
 Test Date:2024.11.20

Test Set: 5.0deg/s C-Gamma (TYPE C)  
 Humidity:65.0%  
 Test Distance:10.000 m  
 Remarks:

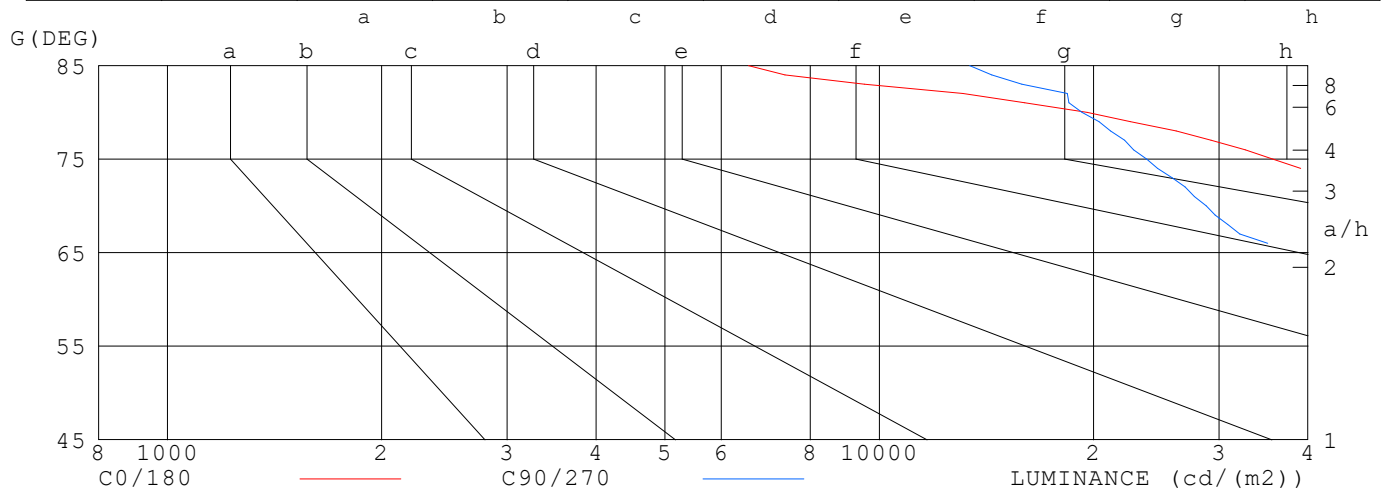
## LUMINANCE LIMITATION CURVES

Report number:

MANUFACTURER: ILUMEN GMBH	Address:	
NAME: Klose	TYPE: IL-FL19-N12040-P45	WEIGHT:
SPECIFICATION: 2835LED、4000K、P45DEG	DIMENSION:	SERIAL No.:

### LUMINANCE LIMITATION CURVES

GLARE	CLASS	ILLUMINANCE (lx)							
1.15	A	2000	1000	500	<=300				
1.50	B		2000	1000	500	<=300			
1.85	C			2000	1000	500	<=300		
2.20	D				2000	1000	500	<=300	
2.55	E					2000	1000	500	<=300



LUMINANCE cd/(m2)		
G (DEG)	C0/180	C90/270
85	6552	13402
80	19592	19269
75	35724	23751
70	47551	28794
65	58344	40737
60	62911	112114
55	66489	160219
50	69078	184143
45	67835	193710

Test System:  
 Temperature: 25.3DEG  
 Operators:  
 Test Date: 2024.11.20

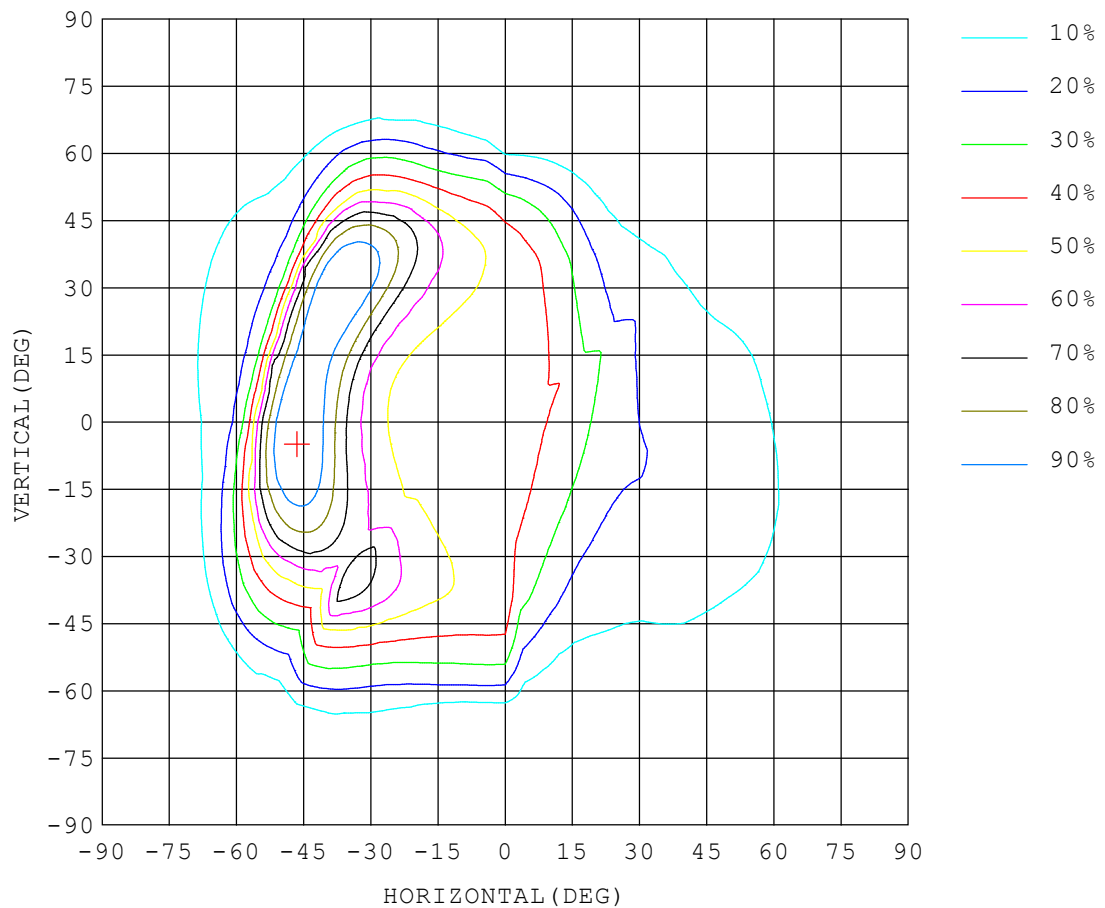
Test Set: 5.0deg/s C-Gamma (TYPE C)  
 Humidity: 65.0%  
 Test Distance: 10.000 m  
 Remarks:

## ISOCANDELA DIAGRAM

Report number:

MANUFACTURER: ILUMEN GMBH	Address:	
NAME: Klose	TYPE: IL-FL19-N12040-P45	WEIGHT:
SPECIFICATION: 2835LED、4000K、P45DEG	DIMENSION:	SERIAL No.:

UNIT: cd



Test System:  
Temperature: 25.3 DEG  
Operators:  
Test Date: 2024.11.20

Test Set: 5.0 deg/s C-Gamma (TYPE C)  
Humidity: 65.0%  
Test Distance: 10.000 m  
Remarks: